










Roue : polyuréthane Shore 95

Jante : polyamide

Moyeu : lisse (L) et à rouleaux (R)

Temp.d'utilisation : -25°C + 60°C



					REFERENCE 	REFERENCE 	CODE
60	24	29	8	60	NP060L8	---	F
80	30	40	12	120	NP080L12	NP080R12	8
80	30	40	12	150	NP081L12	NP081R12	F
80	32	44	12	150	NP082L12	NP082R12	8
100	30	40	12	170	NP100L12	NP100R12	8
100	30	40	12	180	NP101L12	NP101R12	F
100	30	45	12	170	NP102L12	NP102R12	8
100	40	49	15	350	NP103L15	NP103R15	F
125	32	45	12	225	NP125L12	NP125R12	8
125	35	49	15	250	NP126L15	NP126R15	F
125	45	49	20	400	NP127L20	NP127R20	F
125	45	58	20	500	NP128L20	NP128R20	8
150	40	44	15	280	NP150L15	NP150R15	8
150	40	49	20	350	NP151L20	NP151R20	F
150	45	58	20	600	NP152L20	NP152R20	8
150	50	59	20	600	NP153L20	NP153R20	F
160	40	58	20	480	NP160L20	NP160R20	F
160	45	60	20	300	NP161L20	NP161R20	8
160	50	59	20	700	NP162L20	NP162R20	F
175	45	59	20	550	NP175L20	NP175R20	F
200	50	58	20	450	NP200L20	NP200R20	8
200	50	59	20	550	NP201L20	NP201R20	F
200	50	58	20	750	NP202L20	NP202R20	8
200	55	60	25	1000	NP203L25	NP203R25	F
250	60	75	25	800	NP250L25	NP250R25	F







Roue : polyuréthane Shore 95

Jante : polyamide

Moyeu : roulements à billes

Temp.d'utilisation : -25°C + 60°C



					REFERENCE 		CODE
100	40	40	15	350	NP100B15		F
125	45	49	20	400	NP125B20		F
150	50	55	20	600	NP150B20		F
160	50	55	20	700	NP160B20		F
200	55	60	25	1000	NP200B25		F